

<b>Finance 2007-08</b>
------------------------

Institution: North Carolina A &amp; T State University (199102)

User ID: P71991021

**Finance - Public institutions****Reporting Standard****Please indicate which reporting standards are used to prepare your financial statements:**

- GASB (Governmental Accounting Standard Board), using standards of GASB 34 & 35
- FASB (Financial Accounting Standard Board)

**Please consult your business officer for the correct response before saving this screen.** Your response to this question will determine the forms you will receive for reporting finance data.

---

Institution: North Carolina A &amp; T State University (199102)

User ID: P71991021

**Finance - Public institutions****General Information**  
**Finance - Public Institutions**

To the extent possible, the finance data requested in this report should be provided from your institution's audited General Purpose Financial Statement (GPFS). Please refer to the instructions specific to each page of the survey for detailed instruction and references.

**1. Fiscal Year calendar**

**This report covers financial activities for the 12-month fiscal year:** (The fiscal year reported should be the most recent fiscal year ending before October 1, 2007.)

Beginning: month/year (MMYYYY)

Month: Year: 

And ending: month/year (MMYYYY)

Month: Year: **2. Audit Opinion**

**Did your institution receive an unqualified opinion on its General Purpose Financial Statements from your auditor for the fiscal year noted above?** (If your institution is audited only in combination with another entity, answer this question based on the audit of that entity.)

- Unqualified       Qualified       Don't know

**3. GASB Statement No. 34 offers three alternative reporting models for special-purpose governments like colleges and universities. Which model is used by your institution ?**

- Business Type Activities  
 Governmental Activities  
 Governmental Activities with Business-Type Activities

**4. If your institution participates in intercollegiate athletics, are the expenses accounted for as auxiliary enterprises or treated as student services?**

- Auxiliary enterprises  
 Student services  
 Does not participate in intercollegiate athletics  
 Other (specify in caveats box below)

**5. Does this institution or any of its foundations or other affiliated organizations own endowment assets ?**

- Yes - (report endowment assets)  
 No

**6.Component Units**

Each discretely presented component unit should be reported in the same manner and amounts as included on the face of the institution's GPFS. There should be one Finance Survey component unit form (Part F or G) completed for each column on the face of the GPFS **other than the institution itself**, whether that column represents a single component unit or a combination of component units.

Number of component unit columns on GPFS using FASB standards

Number of component unit columns on GPFS using GASB standards

Caveats:



Institution: North Carolina A &amp; T State University (199102)

User ID: P71991021

**Part A - Statement of Net Assets****Fiscal Year 2007****Report in whole dollars only**

Line no.		Current year amount	Prior year amount
	<u>Current Assets</u>		
01	Total <u>Current Assets</u>	61,381,419	53,407,145
	<u>Noncurrent Assets</u>		
02	<u>Capital assets - depreciable (gross)</u>	320,925,233	301,816,772
03	<u>Accumulated depreciation</u> (enter as a positive amount)	85,721,641	76,822,337
04	Other noncurrent assets <b>(CV)</b> <b>CV=[A05-(A02-A03)]</b>	93,537,223	49,885,875
05	Total noncurrent assets	328,740,815	274,880,310
06	Total assets <b>(CV)</b> <b>CV=(A01+A05)</b>	390,122,234	328,287,455
	<u>Current Liabilities</u>		
07	<u>Long-term debt, current portion</u>	1,135,000	985,000
08	Other <u>current liabilities (CV)</u> <b>CV=(A09-A07)</b>	13,351,017	18,129,173
09	Total current liabilities	14,486,017	19,114,173
	<u>Noncurrent Liabilities</u>		
10	<u>Long-term debt</u>	17,138,923	12,755,890
11	Other noncurrent liabilities <b>(CV)</b> <b>CV=(A12-A10)</b>	9,615,311	8,896,346
12	Total noncurrent liabilities	26,754,234	21,652,236
13	Total liabilities <b>(CV)</b> <b>CV=(A09+A12)</b>	41,240,251	40,766,409
	<u>Net Assets</u>		
14	<u>Invested in capital assets, net of related debt</u>	247,124,681	237,492,605
15	<u>Restricted-expendable</u>	54,949,178	10,103,499
16	<u>Restricted-nonexpendable</u>	10,845,326	9,797,968
17	<u>Unrestricted (CV)</u> <b>CV=[A18-(A14+A15+A16)]</b>	35,962,798	30,126,974
18	Total Net assets <b>(CV)</b> <b>CV=(A06-A13)</b>	348,881,983	287,521,046

**CV= Calculated Value**



Institution: North Carolina A & T State University (199102)

User ID: P71991021

**Part A - Plant, Property, and Equipment**


**Fiscal Year 2007**

**Report in whole dollars only**

Line No.	Description	Beginning balance	Additions	Retirements (CV)	Ending balance
<b>Plant, Property, and Equipment</b>					
21	<u>Land &amp; land improvements</u>	8,871,986	0	0	8,871,986
22	<u>Infrastructure</u>	14,775,435	0	0	14,775,435
23	<u>Buildings</u>	247,294,998	16,488,363	0	263,783,361
24	<u>Equipment</u>	39,746,339	3,358,666	738,568	42,366,437
25	Art and <u>library collections</u>	2,502,077	0	0	2,502,077
26	Property obtained under <u>capital leases</u> (if not included in equipment)	0	0	0	0
27	<u>Construction in progress</u>	14,539,997	14,749,180	10,322,152	18,967,025
28	<u>Accumulated depreciation</u>	76,822,337	9,534,086	634,783	85,721,640

**CV = (Beginning Balance + Additions - Ending Balance)**

**CAVEATS**



Institution: North Carolina A &amp; T State University (199102)

User ID: P71991021

**Part B - Revenues and Other Additions****Fiscal Year 2007****Report in whole dollars only**

Line No.	Source of Funds	Current year amount	Prior year amount
<b>Operating Revenues</b>			
01	<u>Tuition &amp; fees</u> , after deducting <u>discounts &amp; allowances</u>	49,424,076	<b>47,929,885</b>
	<u>Grants and contracts</u> - operating		
02	Federal operating grants and contracts	20,839,549	<b>20,588,018</b>
03	State operating grants and contracts	617,327	<b>373,112</b>
04	Local/private operating grants and contracts	2,499,442	<b>1,390,323</b>
05	Sales & services of <u>auxiliary enterprises</u> , after deducting <u>discounts &amp; allowances</u>	24,102,709	<b>24,590,909</b>
06	Sales & services of <u>hospitals</u> , after deducting <u>patient contractual allowances</u>	0	<b>0</b>
07	<u>Independent operations</u>	0	<b>0</b>
08	Other sources - operating ( <b>CV</b> ) <b>CV</b> =[B09-(B01+ ....+B07)]	1,842,146	<b>1,519,962</b>
09	Total operating revenues	99,325,249	<b>96,392,209</b>

---

Institution: North Carolina A &amp; T State University (199102)

User ID: P71991021

**Part B - Revenues and Other Additions****Fiscal Year 2007****Report in whole dollars only**

Line No.	Source of funds	Current year amount	Prior year amount
<b><u>Nonoperating Revenues</u></b>			
10	<u>Federal appropriations</u>	4,479,087	5,023,261
11	<u>State appropriations</u>	89,056,885	80,441,591
12	<u>Local appropriations, education district taxes, &amp; similar support</u>	0	0
<b><u>Grants-nonoperating</u></b>			
13	Federal nonoperating grants	22,281,169	23,573,480
14	State nonoperating grants	3,325	47,281
15	Local nonoperating grants	11,567	2,618
16	<u>Gifts, including contributions from affiliated organizations</u>	694,480	4,078,727
17	<u>Investment income</u>	3,864,239	2,047,041
18	Other nonoperating revenues (CV) CV=[B19-(B10+...+B17)]	0	0
19	Total nonoperating revenues	120,390,752	115,213,999

---

Institution: North Carolina A & T State University (199102)

User ID: P71991021

**Part B - Revenues and Other Additions**

**Fiscal Year 2007**

**Report in whole dollars only**

Line No.	Resource of funds	Current year amount	Prior year amount
	Other Revenues and Additions		
20	<u>Capital appropriations</u>	7,880,700	2,916,100
21	<u>Capital grants &amp; gifts</u>	52,478,352	5,265,247
22	<u>Additions to permanent endowments</u>	1,057,721	646,960
23	Other revenues & additions (CV) CV=[B24-(B20+...+B22)]	0	0
24	Total other revenues and additions	61,416,773	8,828,307
25	Total all revenues and other additions (CV) CV=(B09+B19+B24)	281,132,774	220,434,515

**CV = Calculated Value**

**CAVEATS**



**Part C - Expenses and Other Deductions**

**Fiscal Year 2007**

**Report in whole dollars only**

Line No.	Description	1 Current year total	2 Salaries & wages	3 Employee fringe benefits	4 Depreciation	5 All other
<b>Operating Expenses</b>						
01	Instruction	64,713,286	50,687,120	10,659,485	0	3,366,681
02	Research	20,070,031	11,811,760	2,031,965	0	6,226,306
03	Public service	5,996,182	3,935,997	644,484	0	1,415,701
05	Academic support	25,973,124	10,944,996	2,323,329	0	12,704,799
06	Student services	6,969,728	4,327,865	1,102,540	0	1,539,323
07	Institutional support	19,585,268	10,995,476	2,472,724	0	6,117,068
08	Operation & maintenance of plant	23,542,769	6,321,143	1,869,656	0	15,351,970
09	Depreciation	9,534,086			9,534,086	
10	Scholarships and fellowships expenses, excluding discounts & allowances (do not include work study here)	11,115,585				11,115,585
11	Auxiliary enterprises	31,021,835	7,882,251	1,807,546	0	21,332,038
12	Hospital services	0	0	0	0	0
13	Independent operations	0	0	0	0	0
14	Other expenses & deductions (CV) CV=[C15-(C01+...+C13)]	0	0	0	0	0
15	Total operating expenses	218,521,894	106,906,608	22,911,729	9,534,086	79,169,471
	Prior year amount	<b>204,614,716</b>	<b>97,690,805</b>	<b>21,755,127</b>	<b>9,149,354</b>	<b>76,019,430</b>

**Part C - Expenses and Other Deductions**

Fiscal Year 2007

Report in whole dollars only

Line No.	Description	1 Current year total	2 Salaries & wages	3 Employee fringe benefits	4 Depreciation	5 All other
<b>Nonoperating Expenses and Deductions</b>						
16	<b>Interest</b>	1,117,336				1,117,336
17	<b>Other nonoperating expenses &amp; deductions (CV)</b> CV=(C18-C16)	132,607	0	0	0	132,607
18	<b>Total nonoperating expenses &amp; deductions (CV)</b> CV=(C19-C15)	1,249,943	0	0	0	1,249,943
19	<b>Total expenses &amp; deductions</b>	219,771,837	106,906,608	22,911,729	9,534,086	80,419,414
	Prior year amount	<b>205,945,270</b>	<b>97,690,805</b>	<b>21,755,127</b>	<b>9,149,354</b>	<b>77,349,984</b>

CV = Calculated Value

CAVEATS

Institution: North Carolina A & T State University (199102)

User ID: P71991021

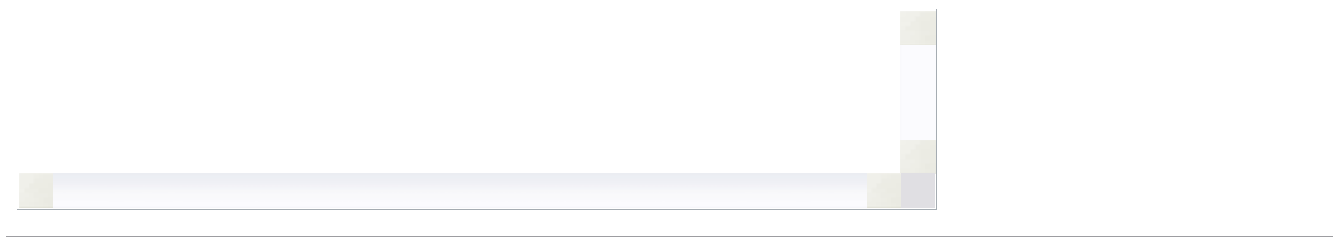
**Part D - Summary of Changes In Net Assets**

**Fiscal Year 2007**

Line No.	Description	Current year amount	Prior year amount
01	Total revenues & other additions <b>(from B25)</b>	281,132,774	<b>220,434,515</b>
02	Total expenses & deductions <b>(from C19)</b>	219,771,837	<b>205,945,270</b>
03	Increase in net assets during year <b>(CV)</b> <b>CV=(D01-D02)</b>	61,360,937	<b>14,489,245</b>
04	<u>Net assets</u> beginning of year	<input type="text" value="0"/>	<b>273,031,801</b>
05	<u>Adjustments to beginning net assets</u> <b>(CV)</b> <b>CV=[D06-(D03+D04)]</b>	287,521,046	<b>0</b>
06	Net assets end of year <b>(from A18)</b>	348,881,983	<b>287,521,046</b>

**CV = Calculated Value**

**CAVEATS**



Institution: North Carolina A &amp; T State University (199102)

User ID: P71991021

**Part E - Scholarships and Fellowships****Part E - Scholarships and Fellowships  
Fiscal Year 2007****Report in whole dollars only**

Line No.	Source	Current year amount	Prior year amount
	Institutional Expenses and Discounts & Allowances		
	Gross Scholarships and Fellowships (no loans included)		
01	<u>Pell grants (federal)</u>	13,279,274	13,352,602
02	<u>Other federal grants</u>	6,313,328	5,067,052
03	<u>Grants by state government</u>	450	2,299
04	<u>Grants by local government</u>	314	0
05	<u>Institutional grants from restricted resources</u>	1,146,096	983,561
06	<u>Institutional grants from unrestricted resources (CV)</u> <b>CV=[E07-(E01+...+E05)]</b>	6,601,686	5,642,151
07	Total gross scholarships and fellowships	27,341,148	25,047,665
	<u>Discounts and Allowances</u>		
08	<u>Discounts &amp; allowances applied to tuition &amp; fees</u>	12,602,526	11,679,269
09	<u>Discounts &amp; allowances applied to sales &amp; services of auxiliary enterprises (CV)</u> <b>CV= (E10-E08)</b>	3,623,037	3,645,976
10	Total Discounts & Allowances (CV) <b>CV=(E07-E11)</b>	16,225,563	15,325,245
11	Net scholarships and fellowships expenses after deducting discount & allowances (from C10)	11,115,585	9,722,420

**CV = Calculated Value****CAVEATS**

Institution: North Carolina A &amp; T State University (199102)

User ID: P71991021

**Part F - Component Unit That Uses FASB Standards****Part F - GASB Component Unit that uses FASB Standards  
Fiscal Year 2007**

Names of entities included:

North Carolina A&amp;T University

Primary nature (purpose) of unit(s)

Support the activities of the Un

**Report in whole dollars only**

Line No.		Current year amount
<b>Statement of Financial Position</b>		
01	<u>Long-term investments</u>	8,906,447
02	<u>Other assets (CV)</u> <b>CV=(F03-F01)</b>	47,125,612
03	Total Assets	56,032,059
04	<u>Total liabilities (CV)</u> <b>CV=(F03-F08)</b>	48,047,715
	<u>Net Assets</u>	
05	<u>Temporarily restricted</u>	3,995,517
06	<u>Permanently restricted</u>	3,855,425
07	<u>Unrestricted (CV)</u> <b>CV=[F08-(F05+F06)]</b>	133,402
08	Total net assets	7,984,344

Institution: North Carolina A & T State University (199102)

User ID: P71991021

**Part F - Component Unit That Uses FASB Standards**

**Part F - GASB Component Unit that uses FASB Standards  
Fiscal Year 2007**

Report in whole dollars only

Line No.		Current year amount
<b>Statement of Activities</b>		
09	<b>Investment return</b>	1,175,043
10	Other <b>revenues, gains, &amp; other support (CV)</b> CV=(F11-F09)	9,670,206
11	Total revenues, <b>gains, &amp; other support</b>	10,845,249
12	Total <b>expenses</b>	10,568,608
12a	Expenses paid to institution ( <b>included in F12</b> )	1,804,046
13	Total <b>losses (CV)</b> CV=(F14-F12)	0
14	Total expenses and losses ( <b>CV</b> ) CV=(F11-F15)	10,568,608
15	<b>Change in net assets</b>	276,641
16	Net assets -- beginning of year	7,707,703
17	<b>Adjustments to beginning net assets(CV)</b> CV=[F18-(F15+F16)]	0
18	Net assets -- end of year ( <b>from F08</b> )	7,984,344

CV = Calculated value

**CAVEATS**



Institution: North Carolina A &amp; T State University (199102)

User ID: P71991021

**Part H - Details of Endowment Assets**

Fiscal Year 2007

Report in whole dollars only

Line No.	Value of <u>Endowment Assets</u>	<u>Market Value</u>	Prior Year Amounts
	Include not only endowment assets held by the institution, but any assets held by private foundations affiliated with the institution.		
01	Value of <u>endowment assets</u> at the beginning of the fiscal year	15,792,913	14,884,312
02	Value of <u>endowment assets</u> at the end of the fiscal year	18,218,099	15,792,913

---

Institution: North Carolina A & T State University (199102)

User ID: P71991021

**Part J - Revenue Data for Bureau of Census**

**Part J - Revenues (Census Bureau)  
Fiscal Year 2007**

Source and type	Amount				
	Total for all funds and operations (includes endowment funds, but excludes component units)	Education and general/independent operations	Auxiliary enterprises	Hospitals	Agriculture extension/experiment services
	(1)	(2)	(3)	(4)	(5)
01 Tuition and fees	62,026,602	62,026,602			
02 Sales and services	27,874,065	148,319	27,725,746	0	0
03 Federal grants/contracts (excludes Pell Grants)	33,912,508	28,180,167	0	0	5,732,341
Revenue from the state government:					
04 State appropriations, current & capital	96,937,585	96,937,585	0	0	0
05 State grants and contracts	287,542	272,838	0	0	14,704
Revenue from local governments:					
06 Local appropriation, current & capital	0	0	0	0	0
07 Local government grants/contracts	317,673	56,839	0	0	260,834
08 Receipts from property and non-property taxes	0				
09 Gifts and private grants, including capital grants	3,193,922				
10 Interest earnings	2,373,925				
11 Dividend earnings	356,305				
12 Realized capital gains	504,723				

**CAVEATS**

Institution: North Carolina A & T State University (199102)


User ID: P71991021

**Part K - Expenditure Data for Bureau of Census**

**Part K - Expenditures  
Fiscal Year 2007**

Category	Amount				
	Total for all funds and operations (includes endowment funds, but excludes component units)	Education and general/independent operations	Auxiliary enterprises	Hospitals	Agriculture extension/experiment services
	(1)	(2)	(3)	(4)	(5)
01 Salaries and wages	106,906,607	94,637,897	7,882,251	0	4,386,459
02 Employee benefits, total	22,911,729	20,362,803	1,807,546	0	741,380
03 Payment to state retirement funds (maybe included in line 02 above)	7,827,818	7,110,082	485,266	0	232,470
04 Current expenditures other than salaries	67,184,810	45,852,771	21,332,039	0	0
Capital outlay:					
05 Construction	22,916,501	20,060,865	2,855,636	0	0
06 Equipment purchases	3,358,667	3,253,724	29,029	0	75,914
07 Land purchases	0	0	0	0	0
08 Interest on debt outstanding, all funds & activities	1,117,335				
09 Scholarships/fellowships	27,341,148	27,341,148			

**CAVEATS**



Institution: North Carolina A & T State University (199102)

User ID: P71991021


**Part L - Debt and Assets, page 1**

**Part L - Debt and Assets  
Fiscal Year 2007**

**Debt**

Category	Amount
01 Long-term debt outstanding at beginning of fiscal year	13,740,890
02 Long-term debt issued during fiscal year	13,411,507
03 Long-term debt retired during fiscal year	8,878,474
04 Long-term debt outstanding at end of fiscal year	18,273,923
05 Short-term debt outstanding at beginning of fiscal year	6,168,000
06 Short-term debt outstanding at end of fiscal year	0

**CAVEATS**



Institution: North Carolina A & T State University (199102)

User ID: P71991021

**Part L - Debt and Assets, page 2**

**Part L - Debt and Assets (page 2)**  
**Fiscal Year 2007**

**Assets**

Category	Amount
07 Total cash and security assets held at end of fiscal year in sinking or debt service funds	2,313
08 Total cash and security assets held at end of fiscal year in bond funds	582,836
09 Total cash and security assets held at end of fiscal year in all other funds	72,652,330

**CAVEATS**

